



New Parent Orientation



Linked Troops 870/5870



TROOP SOCIAL MEDIA

(WWW.BEAVERTONTROOP870.ORG & WWW.BEAVERTONTROOP5870.ORG)

beavertontroop870.org/documents/

BEAVERTON TROOP 870

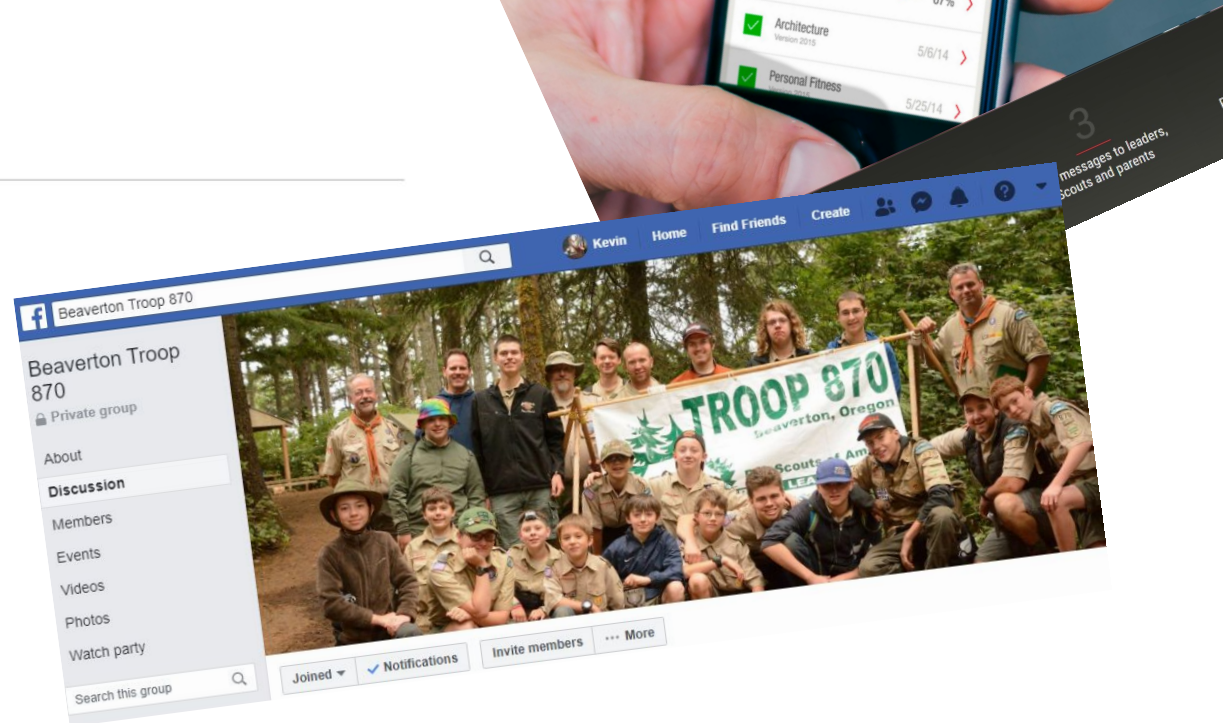
HOME ORGANIZATION ▼ TROOP CALENDAR PARENTS WEBELOS
EAGLES' NEST CONTACT US

TROOP

- [New Parent Orientation](#) [Download](#)
- [Board of Review Guide](#) [Download](#)
- [Board of Review Training](#) [Download](#)
- [Troop 870 Handbook](#) [Download](#)
- [Scout Leader Position Guide](#) [Download](#)

ACTIVITY

- [Boy Scout 10 Essentials](#) [Download](#)
- [Activity Leader Checklist](#) [Download](#)
- [Backpacking Checklist](#) [Download](#)
- [Car Camping Checklist](#) [Download](#)



WHAT ARE THE TROOP DUES?

Scouts

- \$66 Scout registration fee is due in October for the following year
 - This fee is paid to BSA as part of the recharter process
 - If your scout chooses to have a Scout Life magazine subscription it's \$12 more
 - \$25 Join Fee if your new to Scouts BSA
- \$35 Troop Dues are due in March
 - Dues are used first to purchase/refurbish Troop equipment

Adults Leaders

- \$48 Adult registration fee is due in October only to registered adults and applies to the following year
 - This fee is paid to BSA as part of the recharter process

NAME BADGE *optional*

- If your scout wants a name badge
 - Name badges are approximately \$10
 - depending on how many are ordered when the next order is placed
 - Please clearly print your scout's name as it is to be embroidered on badge
 - the money will be due when the name tag comes in
 - Tear off form at end of this packet and give to Jennifer Venable, Committee Chair



GEAR LISTS & RECOMMENDATIONS

**Next Adventure offers a 5% discount to Scouts

Recommendations are of suggested items and locations are to help establish a baseline and provide ballpark costs.

Waterproof boots

- ❖ Make sure they are waterproof
- ❖ Don't just use waterproofing spray
- Vasque Hiking boots
 - \$120 at REI and Sportsman's Warehouse - Sale price

Snow boots

- ❖ Make sure to get tall ones covering lower legs
- Northside Snow boots
 - \$40 at Fred Meyers - Sale Price
- Alpine Snow boots
 - \$20 at Sports Authority-Sale price
- Sorel Snow Boots
 - \$50 Columbia Employee Store
 - free entry for veterans

OUTDOOR FOOTWEAR BASICS

Outdoor footwear jargon can be confusing!

Most hiking boots and shoes fall into three basic categories:



Backpacking Boots

High-cut with better balance and ankle support, designed to carry heavier loads on multi-day trips. Stiffer mid soles than lighter footwear.



Hiking Boots

Mid-cut models flex easily and require little break-in time, but lack the ankle support, debris protection, and durability of stouter backpacking boots.



Walking Shoes

Low-cut models with flexible mid soles are excellent for day hiking or camping. They provide less roll-resistance for ankles are more vulnerable to dirt, sand or mud getting inside.



Daypack and Backpack

- ❖ 1 large Hiking Backpack for them to pack all their gear
- ❖ 1 Daypack for when they leave the camping spot with a water bladder

Next Adventure and REI will properly size your Scout for free, fitting packs with weights and provide guidance on how to properly adjust them

- 70 liter Crestrail pack
 - \$130 at REI --Sale price
- 55 liter High Sierra pack comes with a water bladder
 - \$55 at Costco
- Eureka Eiger daypack
 - \$80 online at Eureka factory seconds
- Swiss Gear Camel back
 - \$30 at Next adventure - sale price
 - Make sure the camel back has enough room to carry some day use items
- REI 85 liter pack
 - \$80 at REI outlet

Headlamps

- Petzl 80 lumen headlamp

- \$18 at Fisherman's Marine Supply
- Hand held LED Lantern
 - \$10 at Ace hardware
- Coast Led Headlamp (2 pack)
 - \$22.00 at Costco

Tents

- ❖ Get at least a 2 person+
 - Check size, they need room for 2 Scouts and gear
 - Check rain cover stakes away from the tent
 - Check ground cover/tarp doesn't exceed tent footprint in size
- Eureka Assault 4 person Tent 4 season
 - \$199 Online at Eureka factory seconds
- Granite Falls 4 Cedar Ridge 8'6 x 7'6 Ctr HT 5 ft
 - \$60 Fisherman's Marine Supply, sale price 50% off
- Sierra Designs tent, 3 man
 - \$200 at Sierra Trading Post
- Columbia two man tent with full vestibule in the rainfly

- \$30 at Sportsman's guide

Sleeping Bags

- ❖ Sleeping bag ratings are *'keep you alive'* ratings and not *"keep you comfortable"* ratings
- Kelty Tuck Sleeping bag 22F rated
 - \$80 Sale Price 50% off
- Sleep cell Sleeping bag 32F rated
 - \$30 at Costco
- Teton 188R Sleeping Bag with compression sack, 0F rated, flannel lined
 - \$55 at Sportsman Warehouse
- Sierra Design Down sleeping bag 28F
 - \$150 at Sierra Trading Post
- REI polyester bag
 - \$80 at REI

Gloves

- ❖ Recommend waterproof
- Head Ski Gloves
 - \$14 at Costco

Rain Pants/Jackets

Make sure to get WATERPROOF (not water resistant)

- Guides Choice Rain pants & jacket
 - \$60 at Fisherman's Marine Supply
- Paradox Rain suit
 - \$50 at Costco
- Columbia Waterproof Boys Bugaboo interchange jacket

- Two interchangeable coats
- Has the waterproof outer layer, inside Omni heat fleece jacket and an outgrow layer as the youth grows to add length to the sleeves
- \$45-70
- Columbia Boy's Trail/or Youth Cypress Rain Pants
 - Waterproof with Omni tech protection, seam sealed, elastic waist,
 - \$15-40 online at Columbia.com or at employee store.
- Rain pants, self-packing
 - \$20 Sierra Trading Post
- Rain parka, fabric like Gore-Tex, but other brand (AO2 fabric)
 - \$60 at Sierra Trading Post

Waterproof Matches

- Orange Container with waterproof matches
 - \$7.00 at Fred Meyer (buy box refill kits)

Mess Kits

- ❖ Plate, bowl, spoon, fork, & knife or all-in-one utensil
- ❖ Metal is not recommend due to heat transfer
- Cascadian 1 person plastic table set
 - \$12 at Sportsman's Warehouse and Next Adventure

Pillows

- Wilderness Tech Pillow
 - \$7 at Next Adventure

- Camping pillow in a sack
 - \$8 at Sportsman's Warehouse

Sleeping Pads

- Wilderness Tech sleeping pad
 - \$16 at Next Adventure
- Self-inflating sleeping pad
 - \$20.00 at Costco

Water Bottles

- ❖ Buy a carabineer to hook it to a day pack if you don't use a water bladder/camelback
- Nathan Water Bottle
 - \$12 Fred Meyers
- Camelback water bottle
 - \$17 at Sportsman's Warehouse

WHAT ARE THE BOY SCOUT 10 ESSENTIALS?

These items should be brought on every camping trip

- ❖ Can also be found on the troop website www.Beavertontroop870.org > Organization > Documents > Activity

Pocket Knife *only once Totin' Chit was earned*

- Non-serrated blade 3" or less long
- Blade locks fully open & folds safely closed into handle

First Aid Kit & Bug Repellent

- | | |
|--|--------------------------|
| ● Six adhesive bandages | ● One 3x6 moleskin piece |
| ● Two 3x3 sterile gauze pads | ● One hand sanitizer |
| ● One small adhesive tape roll | ● One pair scissors |
| ● One small antibiotic tube | ● Pencil and paper |
| ● One CPR breath barrier | ● Bug repellent |
| ● One pair non-latex disposable gloves | |
| ● <i>female scouts</i> - feminine hygiene products | |

Rain Gear

- Jackets are functional with pockets
- Ponchos cover scout and daypack
- Rain pants

Extra Clothing & Paracord

- Socks, T-shirt, shorts "got soaked" replacements
- 50' MIL-SPEC 550 Paracord

Hydration

- Water bottle/bladder

Sun Protection

- Sunscreen for skin and lips
- Hat/clothing

Illumination

- Headlamp & extra batteries
 - Cheap headlights are not durable and will not last
 - Entry-level headlamps are \$20-\$25
 - Red or green or blue secondary light
- Flashlight & extra batteries
 - Cheap headlights aren't durable and will not last

- +350 lumens

Trail Food

- Mix of dry quick energy items and proteins
- Compact, high energy foods unlikely to spoil
- Re-sealable container for easier snacking

Fire Starters

- Waterproof Matches in waterproof container
- Flint & Steel
- Carry several types of fire starters in case one fails

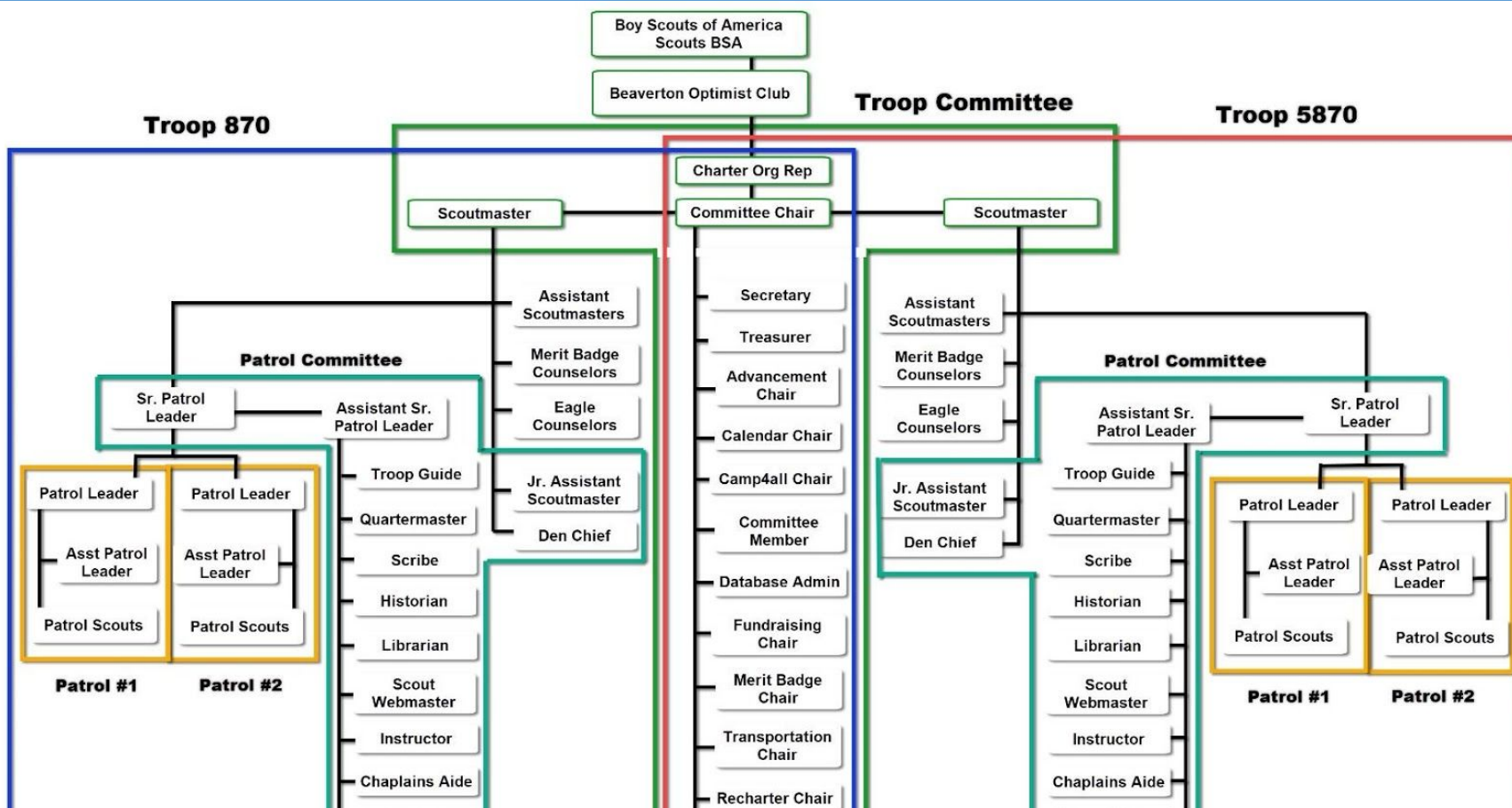
Navigation

- Topographic map/assorted maps in waterproof container
- Magnetic compass
- *Optional* - Altimeter or GPS receiver

Miscellaneous

- Scouts BSA Book in a zip-lock bag to keep it from getting wet

How Is TROOP 870 ORGANIZED?



WHAT ARE THE SCOUT LEADER POSITIONS?

Scout Leader Position	Role	Selection
Senior Patrol Leader	Overall Scout Leader. Leads PLC and Troop Meetings	Elected by Troop
Assistant Senior Patrol Leader	Helps Senior Patrol Leader lead Troop	Appointed by SPL
Patrol Leader	Leads patrol	Elected by Patrol
Assistant Patrol Leader	Helps Patrol Leader lead patrol	Appointed by PL
Troop Guide	Supports new Webelos crossover patrol	Appointed by SM
Quartermaster	Maintains Troop equipment	Elected by Troop
Scribe	Records PLC Meeting minutes and Troop Meeting attendance	Elected by Troop
Historian	Posts activity photos to Troop website	Elected by Troop
Librarian	Maintains Troop library of Merit Badge books	Elected by Troop
Scout Webmaster	Helps maintain Troop website	Appointed by SM
Instructor	Provides skill instruction	Appointed by SM
Chaplain Aide	Lead Troop in prayer at activities	Elected by Troop
Order Of Arrow Rep	Troop's Order Of Arrow representative	Elected by Troop
Bugler	Plays bugle at troop outings	Appointed by SM
Junior Assistant Scoutmaster	Assists Scoutmaster	Appointed by SM
Den Chief	Support a Webelos Den	Appointed by SM

See the *Troop 870 Position Guide* on the Troop Website for more details

WHAT ARE THE ADULT LEADER POSITIONS?

Position	Role	Selection
Charter Org Rep	Troop sponsor representative	
Scoutmaster	Guides and supports the Scouts	
Assistant Scoutmasters	Support the Scouts and Scoutmaster	
Merit Badge Counselors	Supports the earning of Merit Badges	
Eagle Counselors	Supports the earning of Eagle Rank	

Committee Chair	Organizes the Troops' Committee	Use Contact Us on Troop Website to contact or via Scoutbook roster
Secretary	Records Troops' Committee meeting minutes	
Treasurer	Handles Troops' finances	
Fundraising Chair	Oversees Troops' fundraising	
Camp4All Chair	Handles Camp4All campaign	
Database Admin	Manages Troopmaster database	
Recharter Chair	Handles yearly Troop's recharter	
Calendar Chair	Maintains Troops' Calendar	
Advancement Chair	Helps drive and record Scout Advancement	
Merit Badge Chair	Organizes Merit Badge Counselors	
Transportation Chair	Obtains trip permits and organizes medical forms	
Recruiting Chair	Handles Scout recruiting	
Troop Webmaster	Maintains Troop Website	

HOW DO TROOP ELECTIONS WORK?

- Troop Elections are held every six months
 - In September and March
- Scouts investigate positions of interest before elections
 - Review the Troop 870 Position Guide on the Troop Website for position description, qualifications and requirements
 - Talk to the current position holder and the Scoutmaster to learn more about the position
- On election night:
 - Scouts speak about their interest in a position, their qualifications and what they will do if elected
 - Scouts then vote for the position via paper ballot
 - Scouts can run for multiple positions during the elections

WHAT ARE THE SCOUT RANKS?

LEARNING

- Scout Rank
 - Introduction to Boy Scouts. Can be achieved very quickly
- Tenderfoot, Second Class, First Class
 - Focused on outdoor skills
 - Achieving the First Class rank is an important achievement
 - Means the Scout has demonstrated the skills needed to be successful in the outdoors

TEACHING

- Star, Life, Eagle
 - Focused on leadership development
 - Requires serving as a Troop Leader, participating in service projects and earning merit badges
 - The Eagle rank requires completion of an Eagle Project.
 - Must be completed before turning 18 years old

HOW DOES A SCOUT GET A REQUIREMENT SIGNED-OFF?

- The requirements for each rank are fully described in the Scout Handbook
 - And bullet pointed in ScoutBook for reference
- Scout requirements are covered:
 - At Troop Meetings, Summer Camp and other outings
 - On a Scout's own initiative. Ask senior Scout or ASM/SM for help.
- To get a requirement signed off:
 - Scout approaches a senior Scout (Star rank or higher) or ASM/SM. Parents cannot sign-off requirements.
 - Demonstrates they have the knowledge to meet the requirement
 - If they meet the requirement, the requirement will be initialed and dated in the book
 - If they don't, the person will explain what they need to do to meet the requirement
- If the sign-off process with a Scout doesn't work, please let an SM/ASM know
 - Sometimes the senior Scouts need a refresher course in signing off requirements

HOW DOES A SCOUT EARN A MERIT BADGE?

- Merit Badges can be earned by:
 - Taking Merit Badge classes at Summer Camp
 - Scouts can comfortably earn 3 or more Merit Badges at Summer Camp
 - Taking district Merit Badge classes
 - Advancement Chair sends out periodic notices of upcoming classes

- Working with a Merit Badge Counselor on a specific Merit Badge
 - A parent can be a MBC for their son for up to five non-Eagle required Merit Badges
- To work with a Merit Badge Counselor (MBC):
 - Merit Badge Chair can help find a MBC for your son
- For more information on a particular Merit Badge:
 - Check out the Merit Badge book from the Troop Library or buy it from the Scout Shop
 - Go to www.meritbadge.org for more information

WHAT IS A SCOUTMASTER CONFERENCE AND BOARD OF REVIEW?

Scoutmaster Conference

- Arranged by Scout with Scoutmaster ahead of time
- Scoutmaster discusses with Scout:
 - What the Scout has done and learned as part of the rank
 - The Scout's perspective on their Patrol, the Troop and Scouting in general
 - The Scout's goals for future rank advancement and participation in the Troop

Board of Review

- Arranged by Advancement Chair with three Troop 870 adults ahead of time
 - Adult cannot be a parent, Scoutmaster or Assistant Scoutmaster.
- Covers the same topics as the Scoutmaster Conference
- A Board of Review is NOT a retest of the requirements
 - Scouts are encouraged, but not required to demonstrate what they learned
- See the Board Of Review Guide on the Troop Website
www.BeavertonTroop870.org>Organization>Documents>Troop

What Is A Court Of Honor?

- The Court Of Honor is a special Troop event where:

- Scouts are recognized for advancing rank, earning Merit Badges, serving in a leadership position and other achievements
- Adults are recognized for their contribution
- A dessert potluck is served
- Court Of Honors are held in Sept and March

Please bring your families!

How Do Scout Accounts Work?

- A Scout Account is the equivalent of a bank account
- Money earned from fundraisers is put in the Scout Account
- The Scout Account can be used for
 - Yearly dues-Automatically deducted
 - Activity fees-Automatically deducted
 - Buying Scout equipment
- Provide a receipt to Treasurer for reimbursement
- Due to non-profit rules, Scout Accounts cannot be cashed out
- Contact Treasurer for current Scout Account balance

What Fundraising Opportunities Are There?

The Tree Crunch is the main Troop fundraiser

- Create door flyers in November
- Distribute to local neighborhoods in December
- Pick-up trees in January
- 81% of profit goes to Scouts on the basis of hours worked

Wreath Sales

- Begins in October and ends in November
- 100% of profit goes to Scouts

Plant Sales

- Begins in February and ends in April
- 100% of profit goes to Scouts

WHAT HAPPENS AT SUMMER CAMP?

- The highlight of each Scout year is often Summer Camp
- 80%+ of the Troop's Scouts typically attend Summer Camp
- At Summer Camp, Scouts
 - Have fun (Hike, Swim, Climb, Shoot, etc.)
 - Earn 3-4 Merit Badges at each Summer Camp, typically
 - Work on "Trail To First Class" requirements
- Troop Adults work with the Scouts on requirements selected by the Scouts
- Help your scout come up with a fun and sensible plan for Summer Camp
- Troops 870/5870 believe all Scouts should have the opportunity to go to Summer Camp
- Financial Aid is available to new scouts who did not have an opportunity to participate in the Fall and Winter Fundraisers.
- Contact Treasurer for more info

HOW CAN I HELP?

- Participate in Scout Board Of Reviews
 - Conducted by at least three registered adults (can't be for your own scout)
- See Board Of Review Guide on the Troop Website for more information at:
www.BeavertonTroop870.org > Organization > Documents > Troop
- Lead or Co-Lead an activity

- An experienced leader will mentor you through the process
- Be a Merit Badge Counselor, Assistant Scoutmaster, or Troop Committee Member
- Any parent who wants to drive another scout to an event or attend an overnight activity needs to have a current Youth Protection Training certificate (YPT)
 - See the Troop website for more information at: www.BeavertonTroop870.org>Parents>Click the Youth Protection Training
- Show up for a trip/activity and help.
- Troop Resource Survey

QUESTIONS?

If you have questions contact:

Committee Chair	Jennifer Venable	503-889-6472	jenniferv@johnlscott.com
Outreach Chair:	Michael Cook	503-806-6077	michael.cook@gmail.com

Have your scout review the troop handbook at www.beavertontroop870.org under Organization > Documents > Troop

Scouts BSA Uniform Inspection Sheet

Official Placement of Insignia

Conduct the uniform inspection with common sense; the basic rule is neatness.

Merit Badge Sash

- 5 pts.
- If worn, merit badges are attached to front (and back, if needed) of sash.
 - Temporary insignia may be worn on back.
- Notes _____

Shoulder Epaulets

- 5 pts.
- Green shoulder loops identify Scouts BSA participants (all members of a troop).
- Notes _____

Right Sleeve

- 5 pts.
- U.S. flag emblem centered directly below shoulder seam. Only the most recently earned **Journey to Excellence recognition** may be worn below patrol emblem or below the National Honor Patrol star.
 - Musician badges, if in band or drum corps, is worn $\frac{1}{2}$ inch below patrol emblem.
- Notes _____

Left Sleeve

- 5 pts.
- Council shoulder emblem, unit numeral, and veteran unit bar are worn as shown snug up, and touching each other. On the official uniform shirt, the **veteran unit bar** (25, 50, 55, 60, 65, 70, 75, or 80 years) is positioned above and touching the troop numeral and in turn touching the council emblem.
 - On the official shirt, the **badge of office** is centered on the pocket, as shown. On the official uniform shirt, the **badge of office** is centered and touching the unit numeral, or centered 4 inches below the shoulder seam. On the official uniform shirt, the **Trained Leader emblem** is worn immediately below and in contact with the badge of office.
 - On the shirt, the **Trained Leader emblem** is centered as shown at the top of the pocket flap.
 - Den chief cord is worn over the left shoulder, under epaulet.
- Notes _____

Right Pocket

- 5 pts.
- National or world jamboree insignia (only one) worn above the BSA program or corporate strip or the interpreter strip.
 - Order of the Arrow lodge insignia worn on pocket flap.
 - Temporary insignia worn centered on the pocket or hung from the button. Only one temporary insignia is worn at a time.
 - Nameplate, if worn, is centered above the program or corporate strip and, if worn, above the interpreter strip. If worn, the jamboree emblem is worn above the interpreter strip.
- Notes _____

Left Pocket

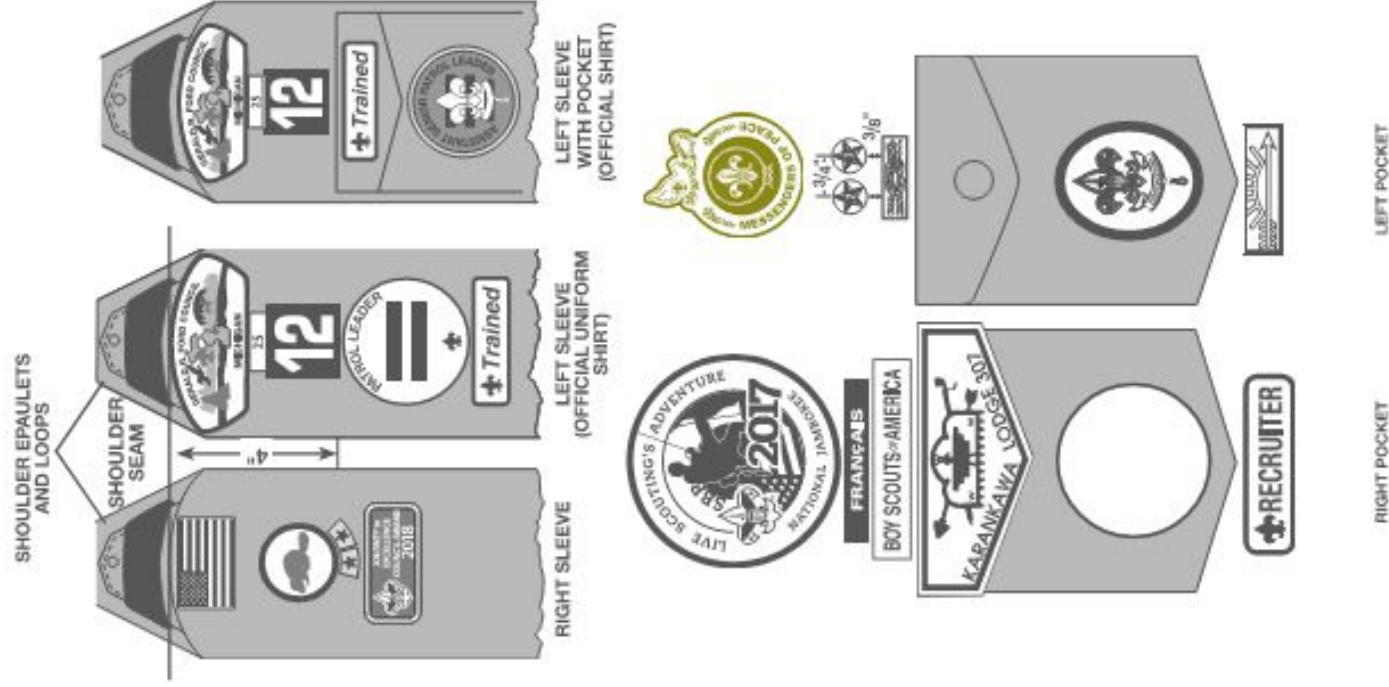
- 5 pts.
- Service stars are centered above the pocket, $\frac{3}{8}$ inch from top point to top point and $\frac{1}{8}$ inch from either the pocket or embossed knots.
 - Embroidered square knots are worn centered above the pocket in rows of three.
 - Not more than five medals may be worn, pinned centered immediately above the pocket (extending over knots if both are worn).
 - The order of wearing knots and medals is at the wearer's discretion; typically the medal or knot the wearer deems most important is worn to the wearer's right.
 - Badges of rank are worn centered on the pocket above the Arrow of Light Award, as shown.
 - The World Crest emblem and Messengers of Peace ring are worn centered horizontally over the left pocket and vertically between the left shoulder seam and the top of the pocket.
- Notes _____

Total Insignia Score (transfer to other side)

30 pts.



BOY SCOUTS OF AMERICA
1325 West Walnut Hill Lane
P.O. Box 152079
Irving, Texas 75015-2079
www.scouting.org



If your scout wants a name badge

- Name badges are approximately \$10
 - depending on how many are ordered when the next order is placed
- Please clearly print your scout's name as it is to be embroidered on badge
 - the money will be due when the name tag comes in
- Complete then tear off this page and give to Jennifer Venable, Committee Chair



Clearly PRINT Scout's name as it should appear on badge:
